


**Shareholding Pattern under Regulation 31 of SEBI (Listing Obligations and Disclosure Requirements) Regulations, 2015**

1.	Name of Listed Entity: Heads Up Ventures Limited (formerly known as The Mandhana Retail Ventures Limited)
2.	Scrip Code/Name of Scrip/Class of Security: 540210/HEADSUP/Equity
3.	Share Holding Pattern Filed under: Reg. 31(1)(b)
	a. If under 31(1)(b) then indicate the report for Quarter ending : 30.09.2022
	b. If under 31(1)(c) then indicate date of allotment/extinguishment : Not Applicable
4.	Declaration: The Listed entity is required to submit the following declaration to the extent of submission of information:-

	Particulars	Yes*	No*
1	Whether the Listed Entity has issued any partly paid up shares?		No
2	Whether the Listed Entity has issued any Convertible Securities or Warrants?		No
3	Whether the Listed Entity has any shares against which depository receipts are issued?		No
4	Whether the Listed Entity has any shares in locked-in?		No
5	Whether any shares held by promoters are pledge or otherwise encumbered?		No

\* If the Listed Entity selects the option 'No' for the questions above, the columns for the partly paid up shares, Outstanding Convertible Securities/Warrants, depository receipts, locked-in shares, No of shares pledged or otherwise encumbered by promoters, as applicable, shall not be displayed at the time of dissemination on the Stock Exchange website. Also wherever there is 'No' declared by Listed Entity in above table the values will be considered as 'Zero' by default on submission of the format of holding of specified securities.

--



*[Handwritten signature]*


Heads Up Ventures Limited

Table I - Summary Statement holding of specified securities

Category	Category of shareholder	Nos. of shareholders	No. of fully paid up equity shares held	No. of Partly paid up equity shares held	No. of shares underlying Depository Receipts	Total nos. shares held	Shareholding as a % of total no. of shares (calculated as per SCRR, 1957)	Number of Voting Rights held in each class of securities			No. of Shares Underlying Outstanding convertible securities (including Warrants)	Shareholding, as a % assuming full conversion of convertible securities ( as a percentage of diluted share capital)	Number of Locked in shares		Number of Shares pledged or otherwise encumbered		Number of equity shares held in dematerialised form	
								No of Voting Rights					Total as a % of (A+B+C)	No. (a)	As a % of total Shares held(b)	No. (a)		As a % of total Shares held(b)
								Class eg: X	Class eg: y	Total								
(i)	(ii)	(iii)	(iv)	(v)	(vi)	(vii) = (iv)+(v)+ (vi)	(viii) As a % of (A+B+C2)	(ix)			(x)	(xi) = (vii)+(x) As a % of (A+B+C2)	(xii)		(xiii)		(xiv)	
(A)	Promoter & Promoter Group	14	7324641	0	0	7324641	33.1693	7324641	0	7324641	33.1693	0	33.1693	0	0	0	0	7324641
(B)	Public	23457	14757968	0	0	14757968	66.8307	14757968	0	14757968	66.8307	0	66.8307	0	0	NA	NA	14756454
(C)	Non Promoter - Non Public																	
(C1)	Shares Underlying DRs	0	0	0	0	0	0	0	0	0	0	0	0	0	NA	NA	0	0
(C2)	Shares Held By Employee Trust	0	0	0	0	0	0	0	0	0	0	0	0	0	NA	NA	0	0
	Total	23471	22082609	0	0	22082609	100	22082609	0	22082609	100	0	100	0	0	0	0	22081095

Notes:

- The Shareholding of the Promoters and Public Shareholders spread across various respective demat accounts are consolidated on the basis of their PAN pursuant to SEBI circular No. SEBI/HO/CFD/CMD/CIR/P/2017/128 dated 19th December, 2017.
- NA' denotes 'Not Applicable'.



*[Handwritten signature]*

**Heads Up Ventures Limited**

**Table II - Statement showing shareholding pattern of the Promoter and Promoter Group**


1	Category & Name of the shareholders	Entity Type	PAN	Nos. of shareholders	No. of fully paid up equity shares held	Partly paid-up equity shares held	No. of shares underlying Depository Receipts	Total nos. shares held	Shareholding % calculated as per SCRR, 1957 As a % of (A+B+C2)	Number of Voting Rights held in each class of securities			No. of Shares Underlying Outstanding convertible securities (including Warrants)	Shareholding, as a % assuming full conversion of convertible securities	Number of Locked in shares		Number of Shares pledged or otherwise encumbered		Number of equity shares held in dematerialised form	
										No of Voting Rights					Total as a % of Total Voting Rights	No. (a)	As a % of total Shares held(b)	No. (a)		As a % of total Shares held(b)
										Class eg: X	Class eg: y	Total								
										(X)	(XII)	(XIII)								
(a)	Indian		(II)	(III)	(IV)	(V)	(VI)	(VII) =	(VIII) As a	(IX)			(X)	(XI) =	(XII)		(XIII)		(XIV)	
	Manish Biharilal Mandhana	Promoter	AATPM6901H	13	6326119	0	0	6326119	28.6475	6326119	0	6326119	28.6475	0	0	0	0	0	6326119	
	Priyavrat Purushottam Mandhana	Promoter	APMPM6832M	1	953060	0	0	953060	4.3159	953060	0	953060	4.3159	0	0.00	0	0.00	0	0	
	Purushottam Chhaganlal Mandhana	Promoter Group	AEQPM8374K	1	1196816	0	0	1196816	5.4197	1196816	0	1196816	5.4197	0	0.00	0	0.00	0	953060	
	Purushottam Chhaganlal Mandhana HUF (Karta - Purushottam Chhaganlal Mandhana)	Promoter	AATPM6913H	0	0	0	0	0	0.00	0	0	0	0.00	0	0.00	0	0.00	0	1196816	
	Biharilal Chhaganlal Mandhana	Promoters	AAGHP3104A	1	683332	0	0	683332	3.0944	683332	0	683332	3.0944	0	0.00	0	0.00	0	0	
	Biharilal C Mandhana	Promoter Group	AATPM6911F	1	46000	0	0	46000	0.2083	46000	0	46000	0.2083	0	0.00	0	0.00	0	683332	
	Manish Biharilal Mandhana HUF (Karta - Manish Biharilal Mandhana)	Promoter Group	AADHB2245P	1	666666	0	0	666666	3.019	666666	0	666666	3.019	0	0.00	0	0.00	0	46000	
	Muskan M Mandhana	Promoter Group	AAEHM3158H	1	289999	0	0	289999	1.3132	289999	0	289999	1.3132	0	0.00	0	0.00	0	666666	
	Sudha Biharilal Mandhana	Promoter Group	BNXPM6976N	1	273333	0	0	273333	1.2378	273333	0	273333	1.2378	0	0.00	0	0.00	0	289999	
	Sangeeta Manish Mandhana	Promoter Group	AEQPM8376M	1	1123089	0	0	1123089	5.0859	1123089	0	1123089	5.0859	0	0.00	0	0.00	0	273333	
	Arnav Manish Mandhana	Promoter Group	AFXPM3220N	1	1052873	0	0	1052873	4.7679	1052873	0	1052873	4.7679	0	0.00	0	0.00	0	1123089	
	Chanda Shyamsunder Jaju	Promoter Group	BNXPM6912Q	1	31427	0	0	31427	0.1423	31427	0	31427	0.1423	0	0.00	0	0.00	0	1052873	
	Shakuntala Ramesh Dargad	Promoter Group	AAWPI6422B	1	6666	0	0	6666	0.0302	6666	0	6666	0.0302	0	0.00	0	0.00	0	31427	
	Bhagwati Madanlal Chandak	Promoter Group	AAZPD1247R	1	1525	0	0	1525	0.0069	1525	0	1525	0.0069	0	0.00	0	0.00	0	6666	
	Priti Priyavrat Mandhana	Promoter Group	AFFPC2943H	1	1333	0	0	1333	0.006	1333	0	1333	0.006	0	0.00	0	0.00	0	1525	
	Preeti Purushottam Mandhana	Promoter Group	DVOPM6072E	0	0	0	0	0	0.00	0	0	0	0.00	0	0.00	0	0.00	0	1333	
	Poorvi Jethalia	Promoter Group	AI2PM8620P	0	0	0	0	0	0.00	0	0	0	0.00	0	0.00	0	0.00	0	0	
	Archana Sheth	Promoter Group	AIYPM2383E	0	0	0	0	0	0.00	0	0	0	0.00	0	0.00	0	0.00	0	0	
	Kamalabai Rathi	Promoter Group	ACAPM7050Q	0	0	0	0	0	0.00	0	0	0	0.00	0	0.00	0	0.00	0	0	
	Tulsabai Chandak	Promoter Group	ACKPR1518G	0	0	0	0	0	0.00	0	0	0	0.00	0	0.00	0	0.00	0	0	
	Mangala Somani	Promoter Group	AADPC1772C	0	0	0	0	0	0.00	0	0	0	0.00	0	0.00	0	0.00	0	0	
	Central Government / State Government(s)	Promoter Group	AMDPS4463N	0	0	0	0	0	0.00	0	0	0	0.00	0	0.00	0	0.00	0	0	
(b)	Financial Institutions / Banks			0	0	0	0	0	0.00	0	0	0	0.00	0	0.00	0	0.00	0	0	
(c)	Any Other (Specify)			0	0	0	0	0	0.00	0	0	0	0.00	0	0.00	0	0.00	0	0	
(d)	Bodies Corporate			1	998522	0	0	998522	4.5218	998522	0	998522	4.5218	0	0.00	0	0.00	0	0	
	Mahan Synthetic Textiles Pvt Ltd	Promoter Group	AAACM5960C	1	998522	0	0	998522	4.5218	998522	0	998522	4.5218	0	0.00	0	0.00	0	998522	
	Sundhya Chhaya Finvest Private Limited	Promoter Group	AAFCS9246J	0	0	0	0	0	0.00	0	0	0	0.00	0	0.00	0	0.00	0	998522	
	Ashlesha Finvest Private Limited	Promoter Group	AADCA6418N	0	0	0	0	0	0.00	0	0	0	0.00	0	0.00	0	0.00	0	0	
	Dhumketu Finveset Private Limited	Promoter Group	AABCD4633N	0	0	0	0	0	0.00	0	0	0	0.00	0	0.00	0	0.00	0	0	
	Mandhana - WD Limited	Promoter Group	AAICM3690H	0	0	0	0	0	0.00	0	0	0	0.00	0	0.00	0	0.00	0	0	
	Balaji Corporation	Promoter Group	AAFFB3451R	0	0	0	0	0	0.00	0	0	0	0.00	0	0.00	0	0.00	0	0	
	Mandhana Fashion House LLP	Promoter Group	ABMFM0959P	0	0	0	0	0	0.00	0	0	0	0.00	0	0.00	0	0.00	0	0	
	Sub Total (A)(1)			0	0	0	0	0	0.00	0	0	0	0.00	0	0.00	0	0.00	0	0	
2	Foreign			14	7324641	0	0	7324641	33.1693	7324641	0	7324641	33.1693	0	0.00	0	0.00	0	0	
(a)	Individuals (Non-Resident Individuals / Foreign Individuals)			0	0	0	0	0	0.00	0	0	0	0.00	0	0.00	0	0.00	0	7324641	
(b)	Government			0	0	0	0	0	0.00	0	0	0	0.00	0	0.00	0	0.00	0	0	
(c)	Institutions			0	0	0	0	0	0.00	0	0	0	0.00	0	0.00	0	0.00	0	0	
(d)	Foreign Portfolio Investor			0	0	0	0	0	0.00	0	0	0	0.00	0	0.00	0	0.00	0	0	
(e)	Any Other (Specify)			0	0	0	0	0	0.00	0	0	0	0.00	0	0.00	0	0.00	0	0	
	Sub Total (A)(2)			0	0	0	0	0	0.00	0	0	0	0.00	0	0.00	0	0.00	0	0	
	Total Shareholding Of Promoter And Promoter Group (A)= (A)(1)+(A)(2)			14	7324641	0	0	7324641	33.1693	7324641	0	7324641	33.1693	0	0.00	0	0.00	0	7324641	

Details of Shares which remain unclaimed may be given hear along with details such as number of shareholders, outstanding shares held in demat/unclaimed suspense account, voting rights which are frozen etc.

Note :

(1) PAN would not be displayed on website of Stock Exchange(s)

(2) The term 'Encumbrance' has the same meaning as assigned under regulation 2R(3) of SFBI (Substantial Acquisition of Shares and Takeovers) Regulations, 2011






**Heads Up Ventures Limited**

**Table IV - Statement showing shareholding pattern of the Non Promoter- Non Public shareholder**

	Category & Name of the shareholders	PAN	Nos. of shareholders	No. of fully paid up equity shares held	Partly paid-up equity shares held	No. of shares underlying Depository Receipts	Total nos. shares held	Shareholding % calculated as per SCRR, 1957 As a % of (A+B+C2)	Number of Voting Rights held in each class of securities			No. of Shares Underlying Outstanding convertible securities (including Warrants)	Shareholding , as a % assuming full conversion of convertible securities ( as a percentage of diluted share capital)	Number of Locked in shares		Number of Shares pledged or otherwise encumbered		Number of equity shares held in dematerialised form	
									No of Voting Rights					Total as a % of (A+B+C)	No. (a)	As a % of total Shares held(b)	No. (a)		As a % of total Shares held(b)
									Class eg: X	Class eg: Y	Total								
(I)	(II)	(III)	(IV)	(V)	(VI)	(VII) =	(VIII) As a % of	(IX)			(X)	(XI)= (VII)+(X) As a	(XII)	(XIII)	(XIV)				
1	Custodian/DR Holder		0	0	0	0	0	0	0	0	0	0	0	0	0	0	0	0	0
	Employee Benefit Trust / Employee Welfare Trust under SEBI (Share based Employee Benefits and Sweat Equity) Regulations, 2021		0	0	0	0	0	0	0	0	0	0	0	0	0	0	0	0	0
2	Total Non-Promoter- Non Public Shareholding (C)= (C)(1)+(C)(2)		0	0	0	0	0	0	0	0	0	0	0	0	0	0	0	0	0



**Heads UP Ventures Limited (Formerly Known as The Mandhana Retail Ventures Limited)**


**Table V - Statement showing details of significant beneficial owners (SBOs)**

Sr.No.	Details of SBO			Details of the registered owner			Details of holding/ exercise of right of the SBO in the reporting company, whether direct or indirect*:	Date of creation / acquisition of significant beneficial interest#	
	(I)			(II)					(III)
	Name	PAN/ Passport No. in case of a foreign national	Nationality	Name	PAN/ Passport No. in case of a foreign national	Nationality	Whether by virtue of:		
	NIL	N.A.	N.A.	NIL	N.A.	N.A.	Shares	-	N.A.
							Voting Rights	-	N.A.
							Rights on distributable dividend or any other distribution	-	N.A.
							Exercise of control	-	N.A.
							Exercise of significant influence	-	N.A.

\* In case the nature of the holding/ exercise of the right of a SBO falls under multiple categories specified under (a) to (e) under Column III, multiple rows for the same SBO shall be inserted accordingly for each of the categories.

# This column shall have the details as specified by the listed entity under Form No. BEN-2 as submitted to the Registrar

NA denotes "Not Applicable"



**Heads Up Ventures Limited**

**Table VI - Statement showing foreign ownership limits**

	<b>Board Approved Limits</b>	<b>Limits Utilized</b>
As on Shareholding date	100%	1.76
As on the end of previous 1st quarter	100%	1.67
As on the end of previous 2nd quarter	100%	1.71
As on the end of previous 3rd quarter	100%	1.77
As on the end of previous 4th quarter	100%	1.33



A handwritten signature consisting of several overlapping loops.